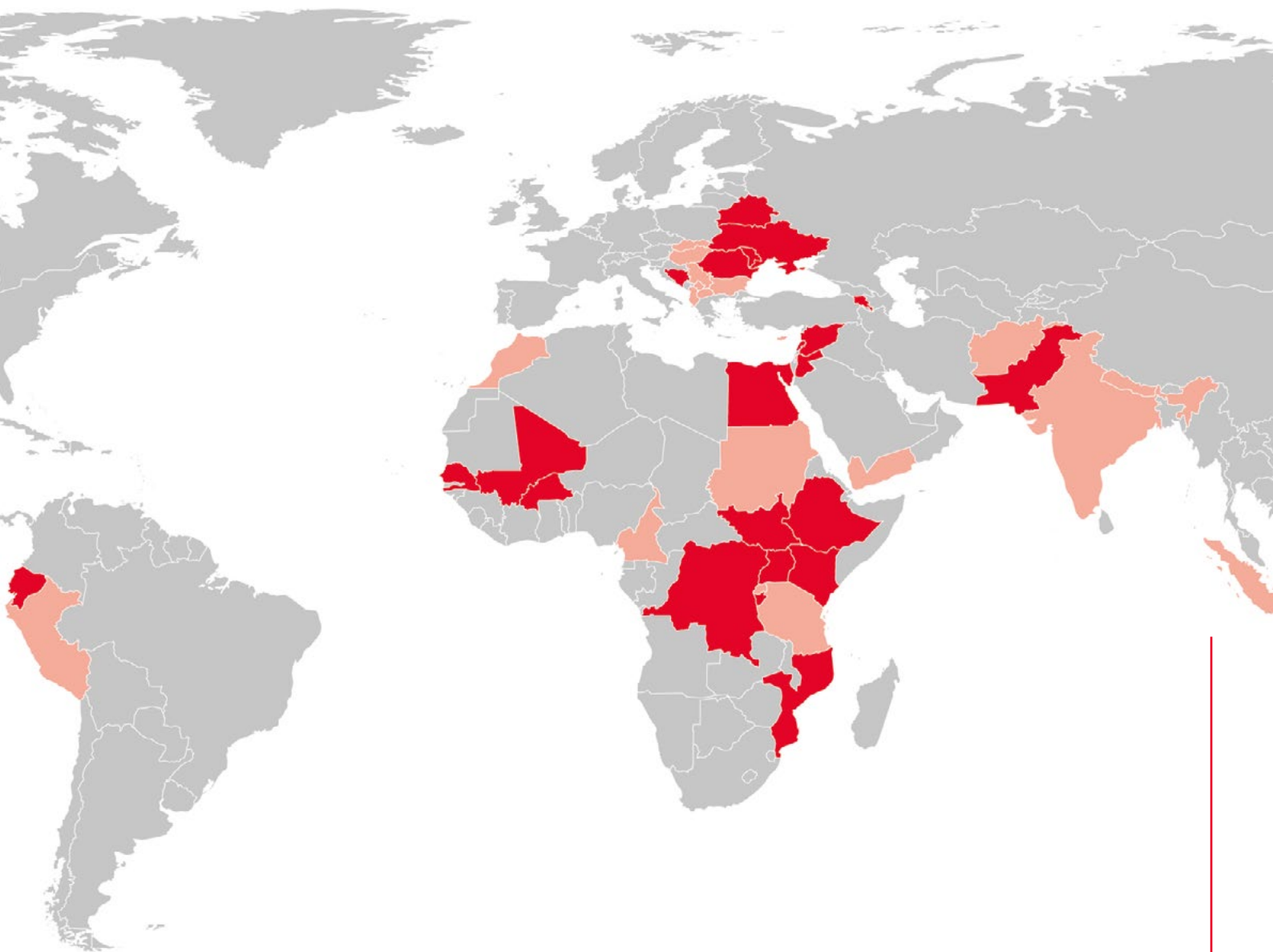


Caritas &Du



**Financial Report
2024**

Content

■ Caritas in Figures	3
■ Overall Financing 2024	3
■ Expenditures of Caritas Austria 2024	4
■ Source of Funds and their Utilization	5
■ Allocation of Funds from Caritas Foreign Aid by Program	6
■ Foreign Aid by Continent	6
■ Foreign Aid by Sector	6
■ Project Financing	7
■ Utilization of funds	7

Caritas in Figures

100 Million Euros

total donations

100 million euros were donated in 2024 to support people in need at home and abroad. Among these donations 1,064,682 euros came from "Licht ins Dunkel/ Light into Darkness" campaign and 5,000,000 euros from the "Nachbar in Not/Neighbor in Need" campaign.

897

staff members working with families

6,212

staff members working as care takers

4,004

staff members working with people with disabilities and/or mental illness

1,338

staff members working full-time in migrant and refugee aid

17,879

paid Caritas employees are ready day by day to help elderly, ill, disabled, disadvantaged and/or suffering people.

43,000

people engaged in institutions, projects and parishes

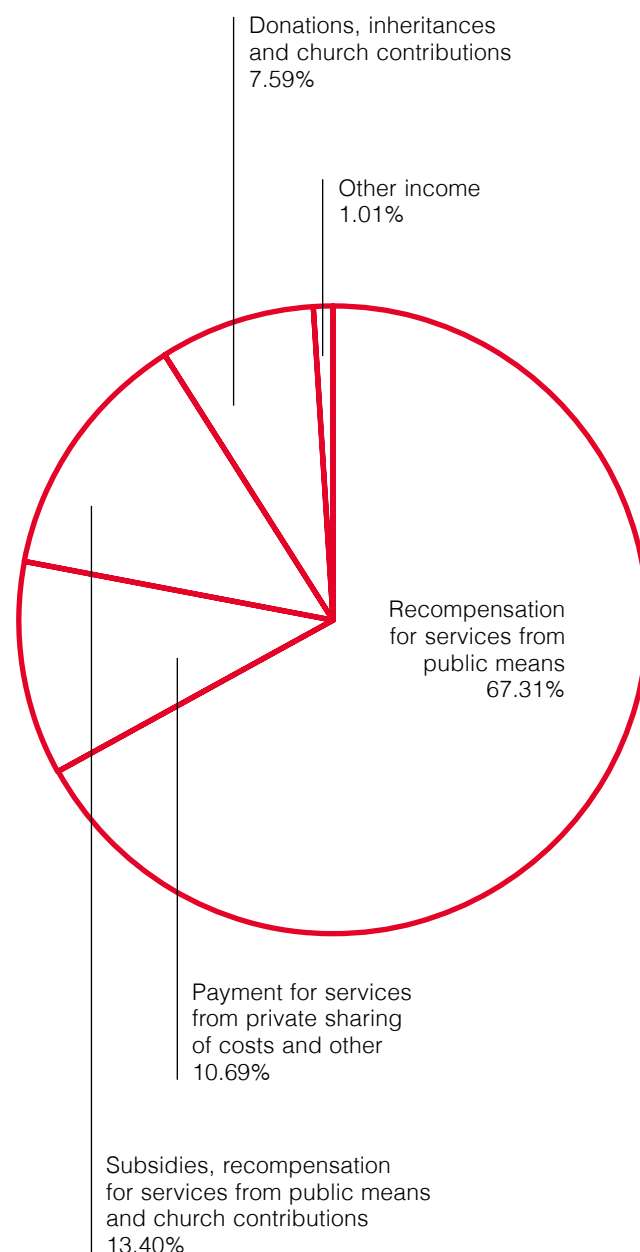
44,000

people use our digital involvement platform 'füreinand' to find volunteering opportunities quickly and easily

127,500

young people are involved in social activities and workshops of youngCaritas

Overall Financing 2024



Expenditures of Caritas Austria 2024

in million Euros

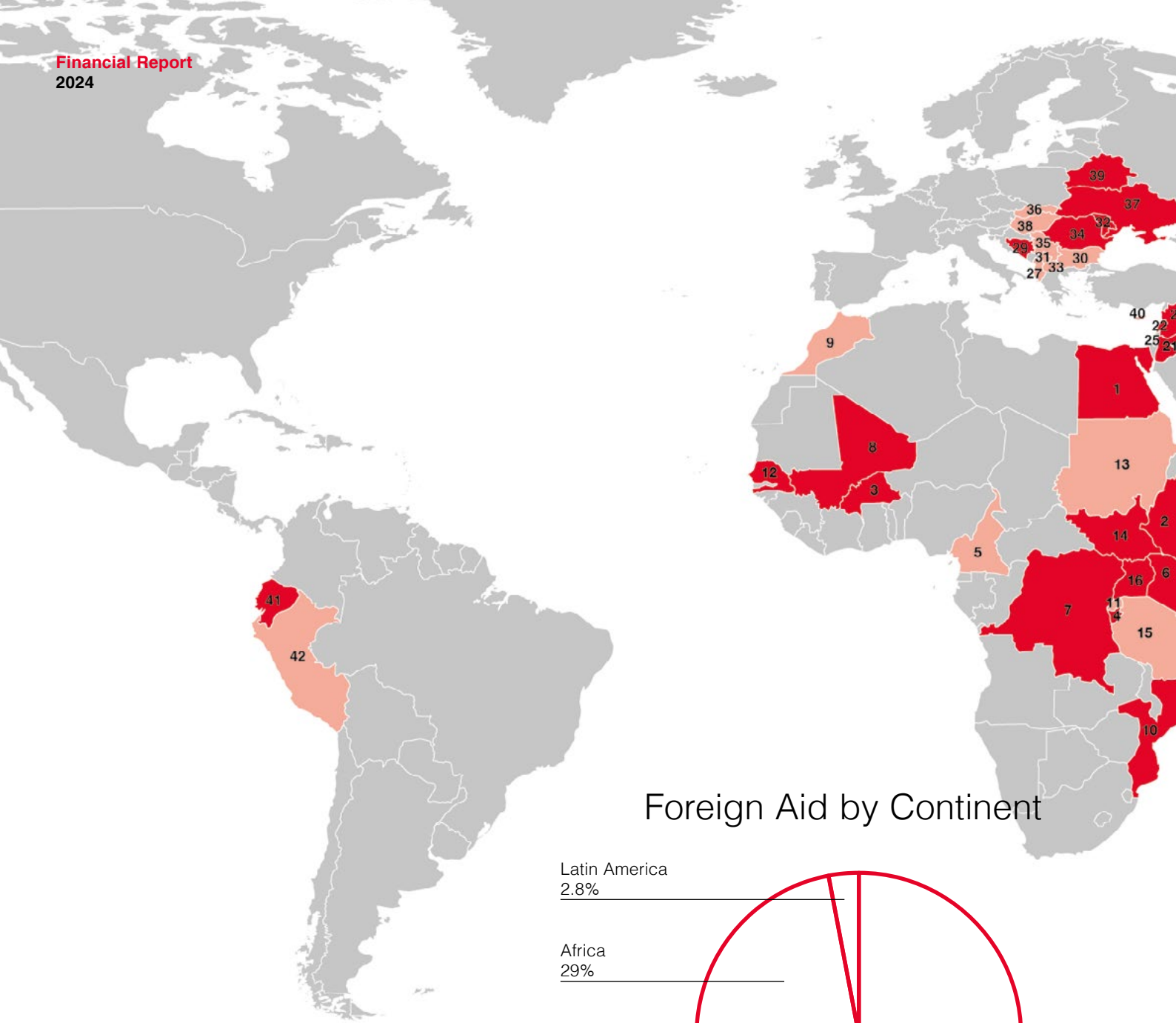
Support, care and hospice	424.35
Stationary facilities (elderly living and care houses, hospices, daycare centers)	
mobile services (home and care services)	
terminal care, mobile hospice teams	
consultation, support and psychological accompaniment	
projects (spare time options for seniors, family member support)	
Work with disabled persons	281.10
Stationary support (housing groups, daycare centers, curative educational workshops)	
mobile assistance (support, work assistance, integration support)	
consultation, support and psychological accompaniment	
projects (spare time options for disabled persons)	
Asylum, migration and integration	232.17
Homes, starter-flats, mobile emergency accommodation	
consultation, regional support, basic care	
projects (return assistance among other things)	
People in need	193.73
Homes and daycare centers (mother-child homes, hostels for the homeless, support centers)	
starter-flats, special projects, training (schools for social professions)	
consultation, support and psychological accompaniment	
Education	91.04
Social-pedagogic centers, kindergartens, daycare, speech therapy	
consultation, support and psychological accompaniment	
projects (spare time offers for children and young people)	
Occupation projects and auxiliary enterprises	80.56
Occupational projects for long-term unemployed persons and addicts	
consultation, support and psychological accompaniment (carrier help, work training), projects	
Foreign aid	53.05
rehabilitation support (reconstruction)	
long-term development cooperation	
Disaster relief	8.00
Foreign aid – provision for projects 2025	14.43
Total of all areas of service	1,378.43

Source of Funds and their Utilization

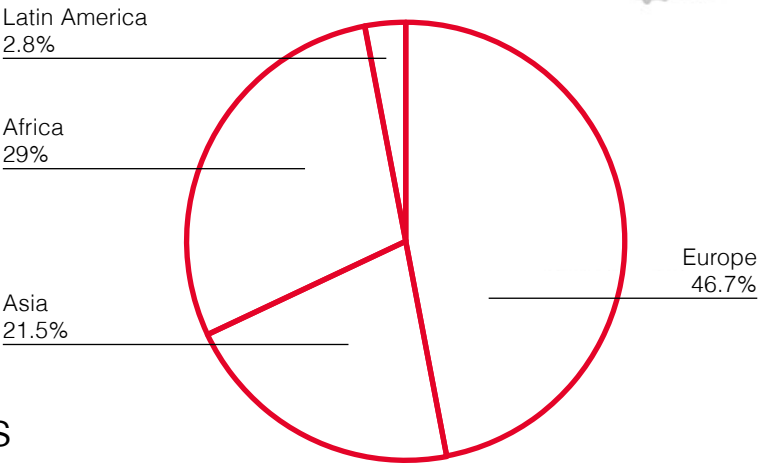
Financial Report according to the guidelines of the Spendengütesiegel

in million Euros

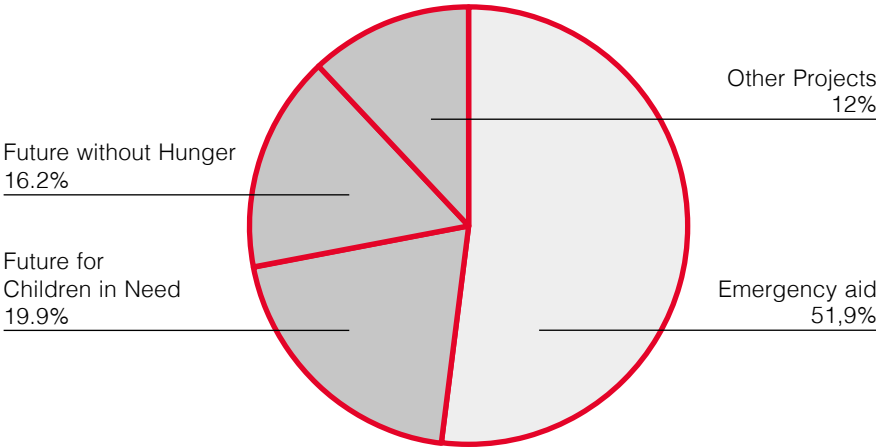
A	Origin and Use of Funds		1,378.43
I	Donations and church contributions		100.38
	a) Non-dedicated donations		9.97
	b) Dedicated donations and sponsoring		67.33
	Among these are:		
	Dedicated current donation proceeds, church collection, standing orders, sponsorships	52.47	
	Major disasters (over 1 million)	3.08	
	“Licht ins Dunkel/Light into Darkness”	1.07	
	“Nachbar in Not/Neighbor in Need”	5.00	
	Other Income: e. g. sponsoring	5.71	
	c) Inheritances		5.77
	d) Gifts in kind		17.31
II	Reimbursement for services		1,032.52
	a) from public funds		890.99
	b) from private contributions and other		141.53
III	Subsidies and grants of public institutions and church contributions		177.34
IV	Other income		13.38
	Use of donations from previous years	5.80	
V	Utilisation of funds not used in previous years		49.25
VI	Release of reserves		5.56
B	Utilization of Funds		1,378.43
I	Expenses for the purposes defined in the articles of association		1,247.21
II	Expenses for fundraising (incl. pro rata administrative costs)		8.92
III	Expenses for administration (except fundraising costs)		59.92
IV	Other expenses		1.98
V	Provisions formed for domestic and international programs 2025		51.52
VI	Allocation to reserves		8.88



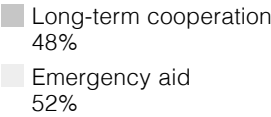
Foreign Aid by Continent

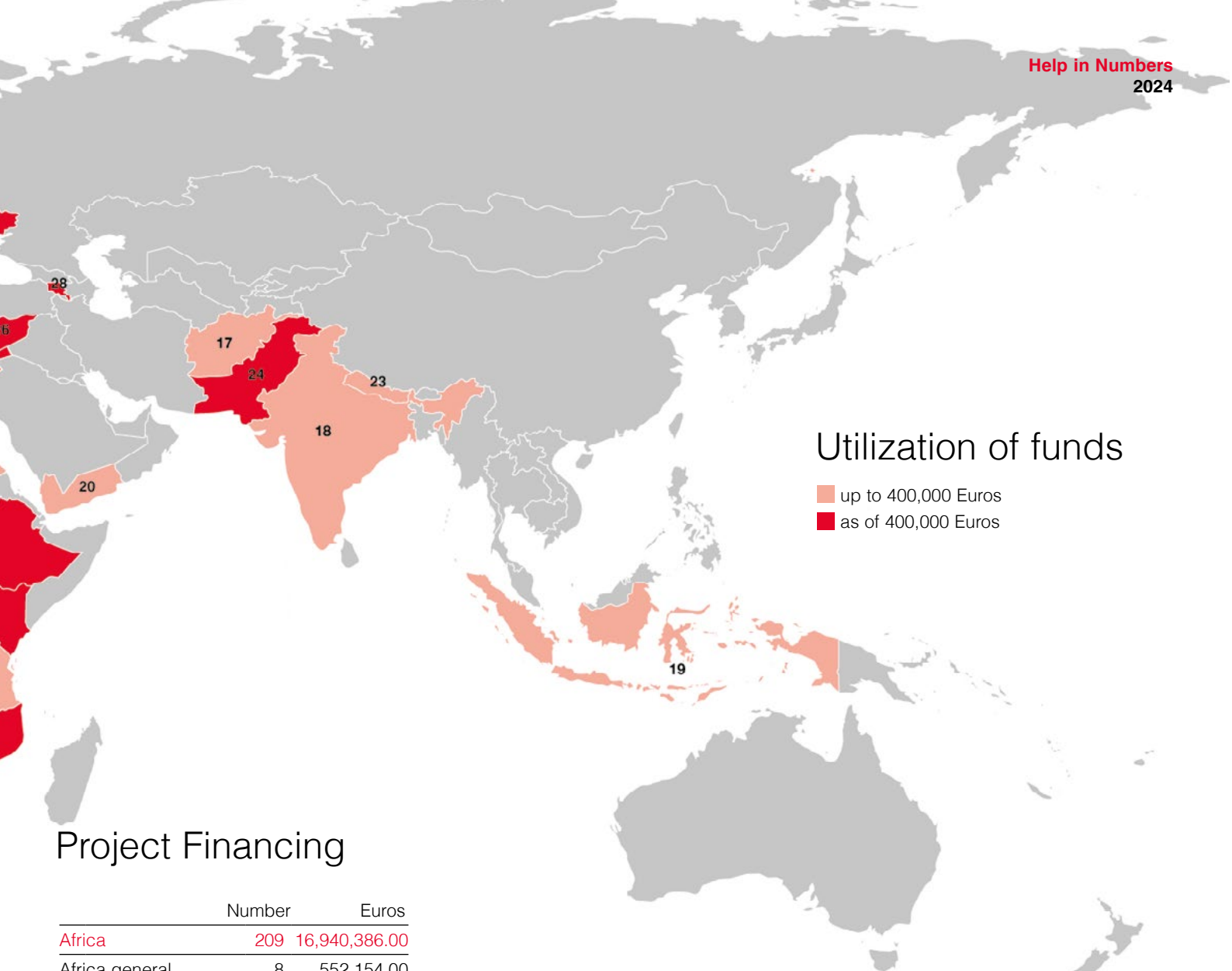


Allocation of Funds from Caritas
Foreign Aid by Program



Foreign Aid
by Sector





Utilization of funds

up to 400,000 Euros
as of 400,000 Euros

Project Financing

	Number	Euros
Africa	209	16,940,386.00
Africa general	8	552,154.00
1 Egypt	8	738,501.00
2 Ethiopia	42	4,949,640.00
3 Burkina Faso	9	1,091,618.00
4 Burundi	12	551,436.00
5 Cameroon	1	15,668.00
6 Kenya	10	433,874.00
7 DR Congo	42	2,086,025.00
8 Mali	6	579,392.00
9 Morocco	2	151,402.00
10 Mozambique	4	645,553.00
11 Rwanda	2	25,155.00
12 Senegal	7	572,867.00
13 Sudan	1	66,198.00
14 South Sudan	39	3,977,577.00
15 Tanzania	2	5,296.00
16 Uganda	14	498,030.00
Asia	58	12,504,302.00
Asia general	4	470,438.00
17 Afghanistan	2	70,864.00
18 India	3	352,697.00
19 Indonesia	1	34,556.00
20 Yemen	1	45,360.00

21 Jordan	1	673,898.00
22 Lebanon	15	3,593,930.00
23 Nepal	3	231,427.00
24 Pakistan	7	467,488.00
25 Palestine	1	264,793.00
26 Syria	20	6,298,851.00
Europe	176	27,079,645.00
Europe general	10	2,777,147.00
27 Albania	5	129,749.00
28 Armenia	13	802,278.00
29 Bosnia-Herzegovina	11	609,039.00
30 Bulgaria	8	192,170.00
31 Kosovo	1	100,599.00
32 Moldova	10	2,886,883.00
33 North Macedonia	2	107,983.00
34 Romania	21	630,276.00
35 Serbia	9	191,256.00

36 Slovakia	1	9,093.00
37 Ukraine	61	17,644,018.00
38 Hungary	2	18,005.00
39 Belarus	21	967,909.00
40 Cyprus	1	13,240.00
Latinamerica	4	1,596,173.00
41 Ecuador	3	1,569,608.00
42 Peru	1	26,565.00
International	4	130,643.00
Total	451	58,251,149.00