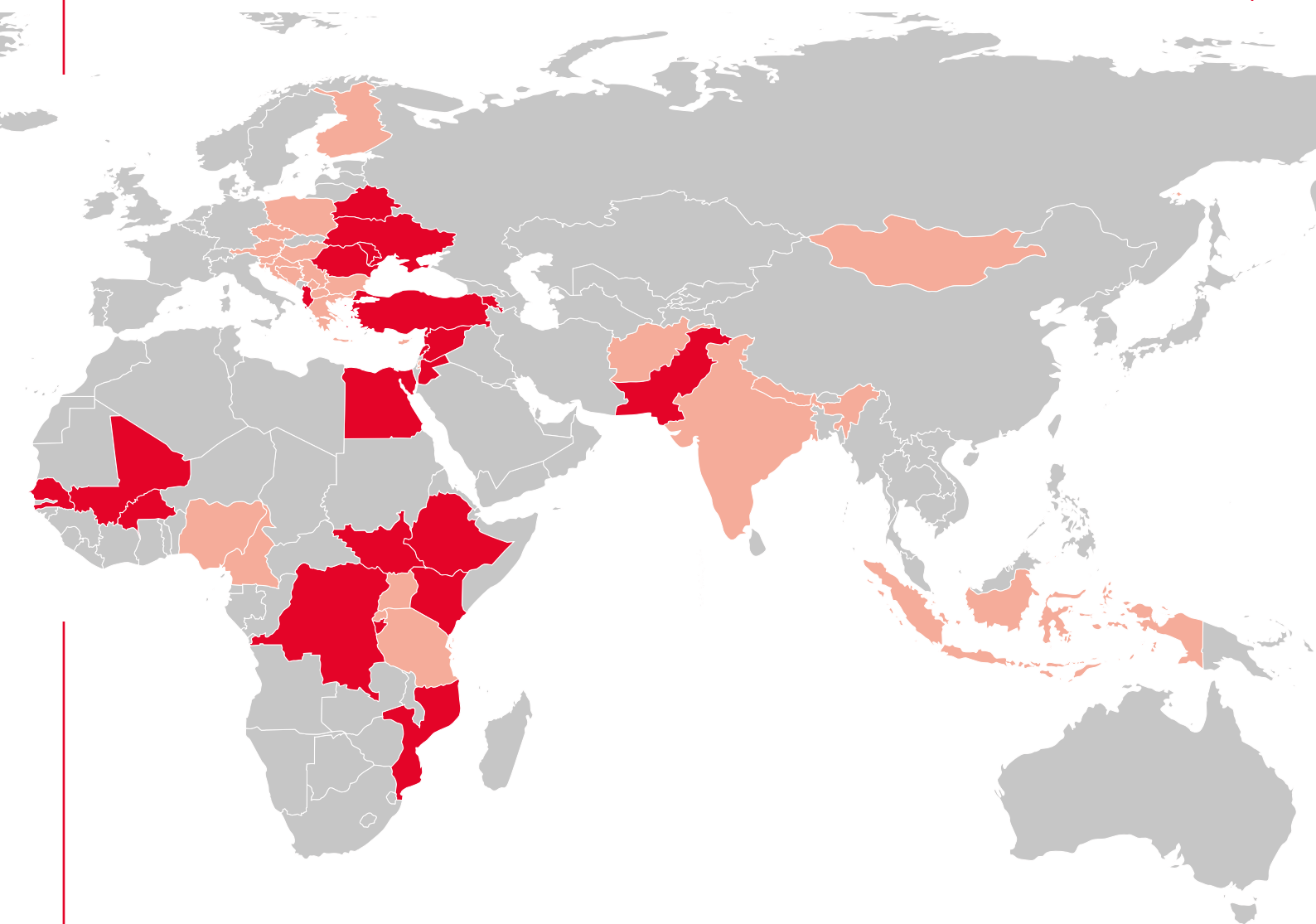


Caritas &Du



**Financial Report
2023**

Content

■ Caritas in Figures	3
■ Overall Financing 2023	3
■ Expenditures of Caritas Austria 2023	4
■ Source of Funds and their Utilization	5
■ Allocation of Funds from Caritas Foreign Aid by Program	6
■ Foreign Aid by Continent	6
■ Foreign Aid by Sector	6
■ Project Financing	7
■ Utilization of funds	7

Caritas in Figures

116 Million Euros

total donations

116 million euros were donated in 2023 to support people in need at home and abroad. Among these donations 820,610 euros came from "Licht ins Dunkel/ Light into Darkness" campaign and 9,712,763 euros from the "Nachbar in Not/Neighbor in Need" campaign.

882

staff members work with families

6,145

staff members work as care takers

3,856

staff members work with people with disabilities and/or mental illness

1,390

staff members work full-time in migrant and refugee aid

17,615

salaried Caritas employees are ready day by day to help elderly, ill, disabled, disadvantaged and/or suffering people.

46,000

people engaged in institutions, projects and parishes

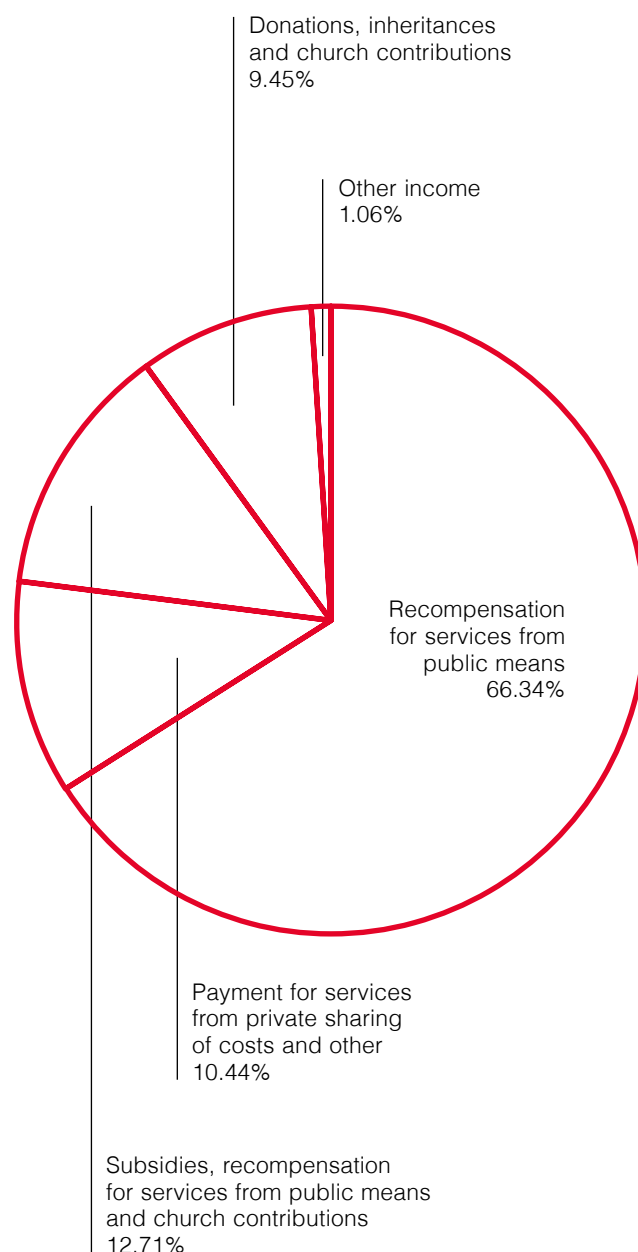
39,000

people use our digital involvement platform 'füreinander' to find volunteering opportunities quickly and easily

128,000

young people are involved in social activities and workshops of youngCaritas

Overall Financing 2023



Expenditures of Caritas Austria 2023

in million Euros

Support, care and hospice	384.84
Stationary facilities (elderly living and care houses, hospices, daycare centers),	
mobile services (home and care services)	
terminal care, mobile hospice teams	
consultation, support and psychological accompaniment	
projects (spare time options for seniors, family member support)	
Work with disabled persons	253.33
Stationary support (housing groups, daycare centers, curative educational workshops),	
mobile assistance (support, work assistance, integration support),	
consultation, support and psychological accompaniment,	
projects (spare time options for disabled persons)	
Asylum, migration and integration	228.85
Homes, starter-flats, mobile emergency accommodation	
consultation, regional support, basic care	
projects (return assistance among other things)	
People in need	164.76
Homes and daycare centers (mother-child homes, hostels for the homeless, support centers)	
starter-flats, special projects, training (schools for social professions)	
consultation, support and psychological accompaniment	
Education	82.83
Social-pedagogic centers, kindergartens, daycare, speech therapy	
consultation, support and psychological accompaniment	
projects (spare time offers for children and young people)	
Occupation projects and auxiliary enterprises	74.39
Occupational projects for long-term unemployed persons and addicts	
consultation, support and psychological accompaniment (carrier help, work training), projects	
Foreign aid	49.46
rehabilitation support (reconstruction)	
long-term development cooperation	
Disaster relief	14.60
Foreign aid – provision for projects 2024	27.87
Total of all areas of service	1,280.93

Source of Funds and their Utilization

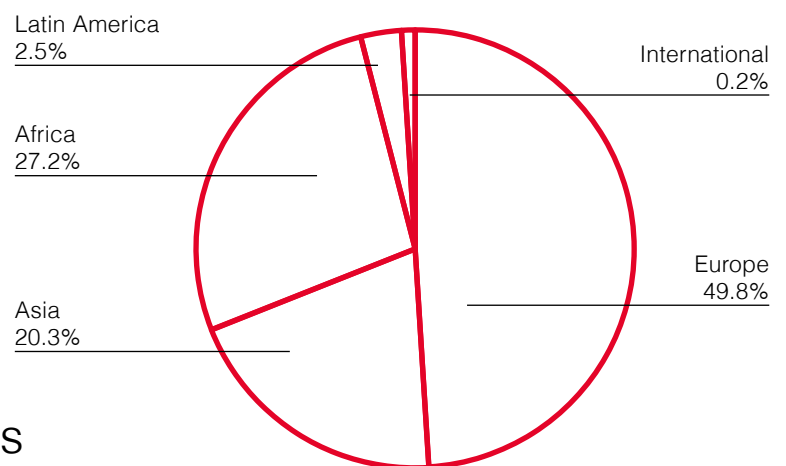
Financial Report according to the guidelines of the Spendengütesiegel

in million Euros

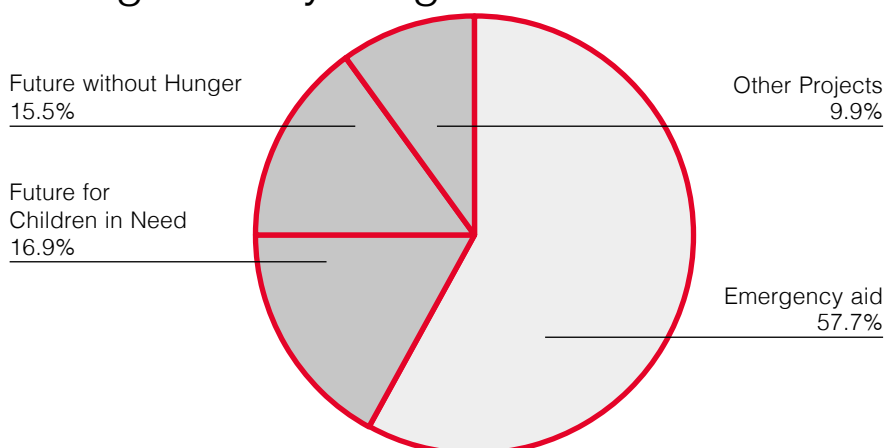
A	Origin and Use of Funds		1,280.93
I	Donations and church contributions		115.85
	a) Non-dedicated donations		9.10
	b) Dedicated donations and sponsoring		85.66
	Among these are:		
	Dedicated current donation proceeds, church collection, standing orders, sponsorships	66.83	
	Major disasters (over 1 million)	4.89	
	“Licht ins Dunkel/Light into Darkness”	0.82	
	“Nachbar in Not/Neighbor in Need”	9.71	
	Other Income: e. g. sponsoring	3.41	
	c) Inheritances		5.35
	d) Gifts in kind		15.74
II	Reimbursement for services		941.23
	a) from public funds		813.22
	b) from private contributions and other		128.01
III	Subsidies and grants of public institutions and church contributions		155.79
IV	Other income		12.95
	Use of donations from previous years		6.81
V	Utilisation of funds not used in previous years		49.85
VI	Release of reserves		5.26

B	Utilization of Funds		1,280.93
I	Expenses for the purposes defined in the articles of association		1,146.41
	of which donations		
	used for domestic aid and international programs	109.58	
II	Expenses for fundraising (incl. pro rata administrative costs)		8.21
III	Expenses for administration (except fundraising costs)		54.68
IV	Other expenses		1.61
V	Provisions formed for domestic and international programs 2024		55.08
VI	Allocation to reserves		14.94

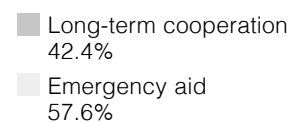
Foreign Aid by Continent

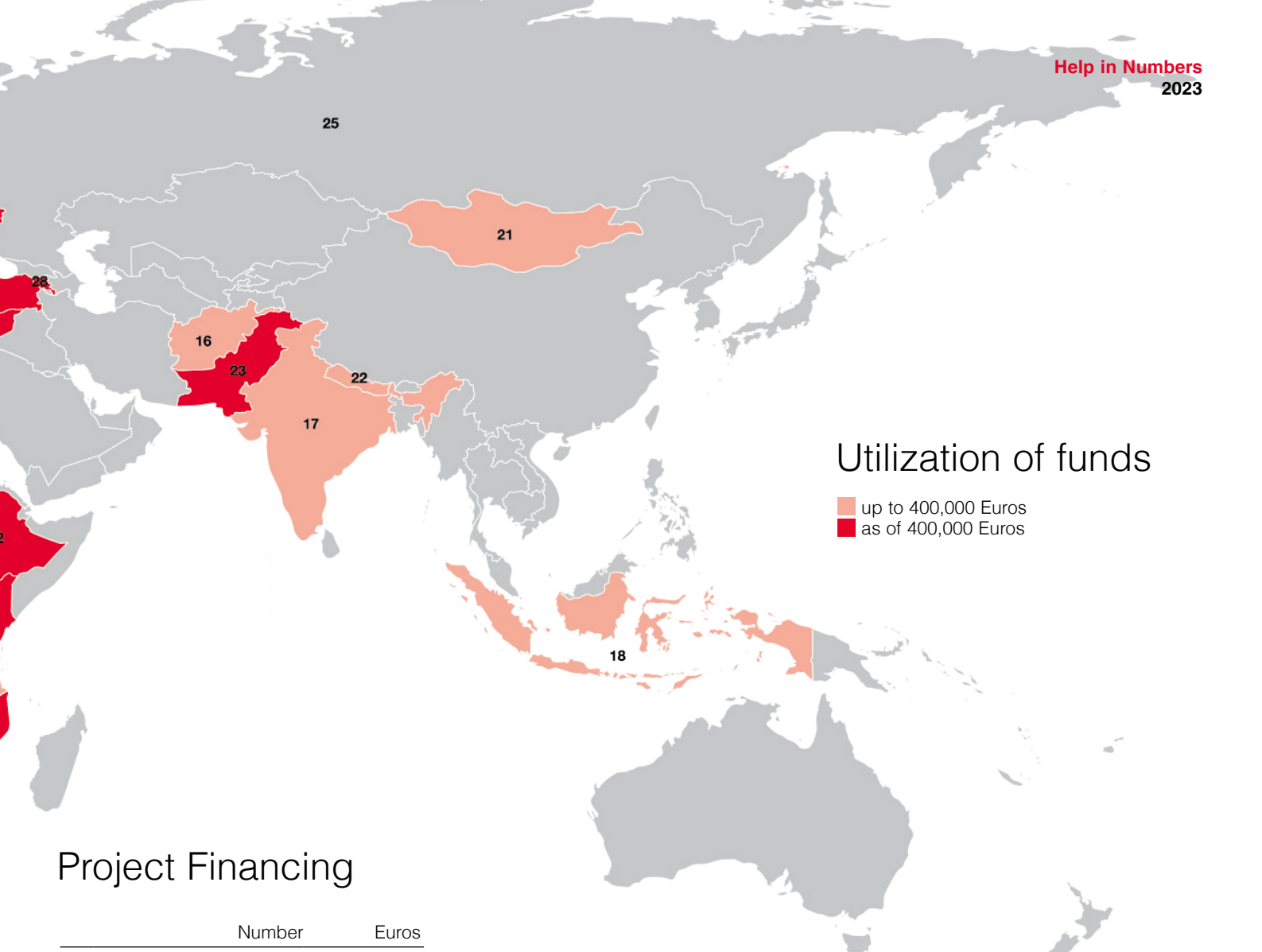


Allocation of Funds from Caritas Foreign Aid by Program



Foreign Aid by Sector





Project Financing

	Number	Euros
Africa	203	16,795,632.00
Africa general	4	518,516.00
1 Egypt	6	458,720.00
2 Ethiopia	35	4,662,892.00
3 Burkina Faso	8	1,492,820.00
4 Burundi	12	414,414.00
5 Cameroon	1	15,287.00
6 Kenya	10	521,065.00
7 DR Congo	45	2,262,595.00
8 Mali	5	852,542.00
9 Mozambique	6	1,091,597.00
10 Nigeria	2	21,408.00
11 Rwanda	1	5,924.00
12 Senegal	12	990,804.00
13 South Sudan	41	3,069,501.00
14 Tanzania	2	25,225.00
15 Uganda	13	392,322.00
Asia	68	12,563,441.00
Asia general	4	140,031.00
16 Afghanistan	7	65,103.00
17 India	3	132,901.00
18 Indonesia	2	61,175.00
19 Jordan	3	548,656.00
20 Lebanon	10	1,503,515.00

21 Mongolia	1	2,627.00
22 Nepal	4	164,732.00
23 Pakistan	14	698,161.00
24 Palestine	1	65,667.00
25 Russia	1	32,834.00
26 Syria	18	9,148,039.00
Europe	212	30,827,124.00
Europe general	14	1,448,263.00
27 Albania	11	657,902.00
28 Armenia	18	1,185,819.00
29 Bosnia-Herzegovina	12	285,116.00
30 Bulgaria	6	229,087.00
31 Finland	1	19,700.00
32 Greece	3	88,767.00
33 Kosovo	4	107,461.00
34 Croatia	2	9,894.00
35 Republic of Moldova	19	3,516,647.00
36 North Macedonia	2	68,028.00
37 Austria	4	67,420.00

38 Poland	1	50,596.00
39 Romania	16	1,097,318.00
40 Serbia	8	216,698.00
41 Slovenia	1	13,133.00
42 Czech Republic	1	19,375.00
43 Turkey	5	932,538.00
44 Ukraine	59	19,649,649.00
45 Hungary	4	56,766.00
46 Belarus	20	880,514.00
47 Cyprus	1	226,433.00
Latinamerica	8	1,563,105.00
48 Bolivia	1	6,567.00
49 Ecuador	3	1,249,898.00
50 Haiti	1	262,921.00
51 Colombia	1	7,928.00
52 Mexico	1	9,441.00
53 Peru	1	26,350.00
International	1	94,561.00
Total	492	61,843,863.00