

Content

■	Caritas in Figures	3
■	Overall Financing 2022	3
■	Expenditures of Caritas Austria 2022	4
■	Source of Funds and their Utilization	5
■	Allocation of Funds from Caritas Foreign Aid by Program	6
■	Foreign Aid by Continent	6
■	Foreign Aid by Sector	6
■	Project Financing	7
■	Utilization of funds	7

Caritas in Figures

137 Million Euros

total donations

137 million euros were donated in 2022 to support people in need at home and abroad. Among these donations 491,606 euros came from "Licht ins Dunkel/ Light into Darkness" campaign and 151,299 euros from the "Wundertüte/Magic Bags" campaign.

861

staff members work with families

6,046

staff members work as care takers

4,120

staff members work with people with disabilities and/or mental illness

1,365

staff members work full-time in migrant and refugee aid

17,694

salaried Caritas employees

17,694 salaried Caritas employees are ready day by day to help elderly, ill, disabled, disadvantaged and/or suffering people.

46,000

people engaged in institutions, projects and parishes

46,000 people are engaged in voluntary work for Caritas Austria within our institutions, projects and parishes.

40,000

use digital involvement platform 'füreinand'

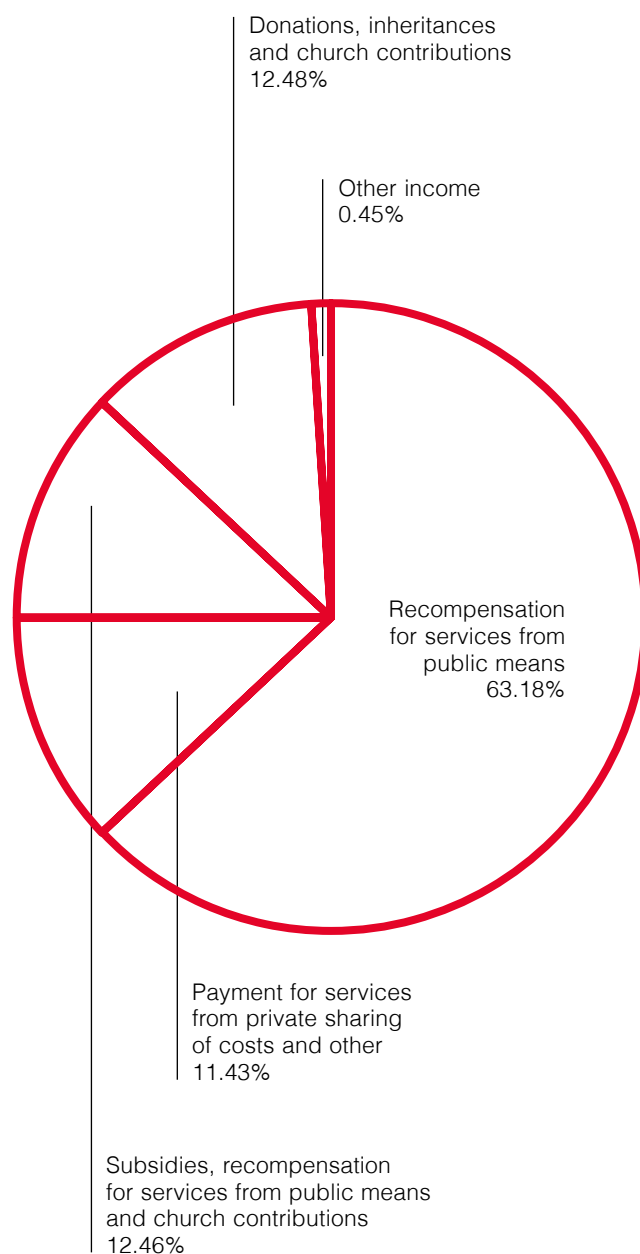
40,000 people use our digital involvement platform 'füreinand' to find volunteering opportunities quickly and easily.

112,000

Children and youth

112,000 children and young people are involved in social activities and workshops of youngCaritas.

Overall Financing 2022



Expenditures of Caritas Austria 2022

in million Euros

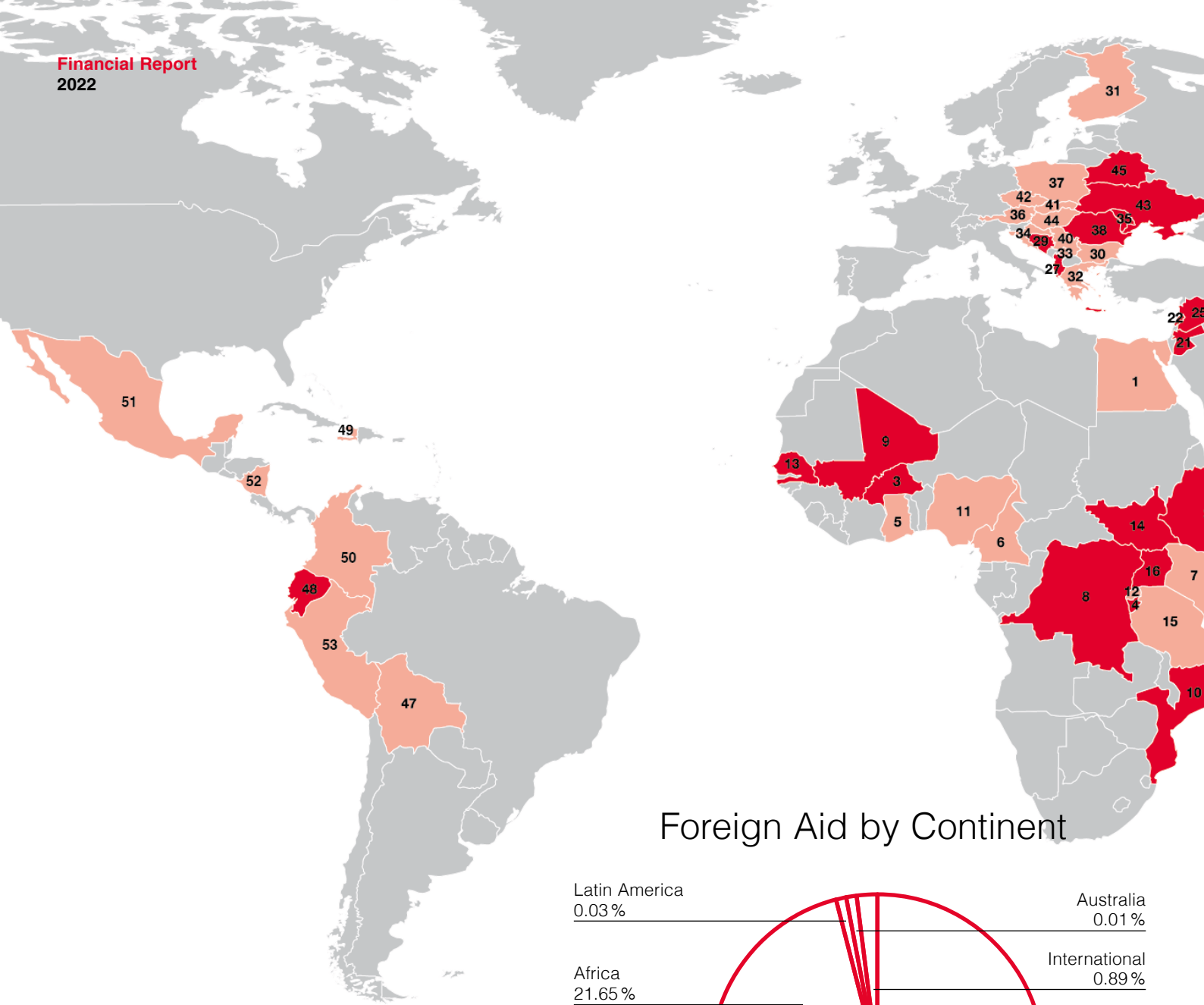
Support, care and hospice	340.59
Stationary facilities (elderly living and care houses, hospices, daycare centers),	
mobile services (home and care services),	
terminal care, mobile hospice teams,	
consultation, support and psychological accompaniment,	
projects (spare time options for seniors, family member support)	
Work with disabled persons	222.09
Stationary support (housing groups, daycare centers, curative educational workshops),	
mobile assistance (support, work assistance, integration support),	
consultation, support and psychological accompaniment,	
projects (spare time options for disabled persons)	
Asylum, migration and integration	177.49
Homes, starter-flats, mobile emergency accommodation,	
consultation, regional support, basic care,	
projects (return assistance among other things)	
People in need	137.89
Homes and daycare centers (mother-child homes, hostels for the homeless, support centers),	
starter-flats, special projects, training (schools for social professions),	
consultation, support and psychological accompaniment	
Occupation projects and auxiliary enterprises	67.27
Occupational projects for long-term unemployed persons and addicts,	
consultation, support and psychological accompaniment (carrier help, work training), projects	
Education	63.90
Social-pedagogic centers, kindergartens, daycare, speech therapy,	
consultation, support and psychological accompaniment,	
projects (spare time offers for children and young people)	
Foreign aid	35.32
rehabilitation support (reconstruction),	
long-term development cooperation	
Disaster relief	43.21
Foreign aid – provision for projects 2023	33.84
Total of all areas of service	1,121.60

Source of Funds and their Utilization

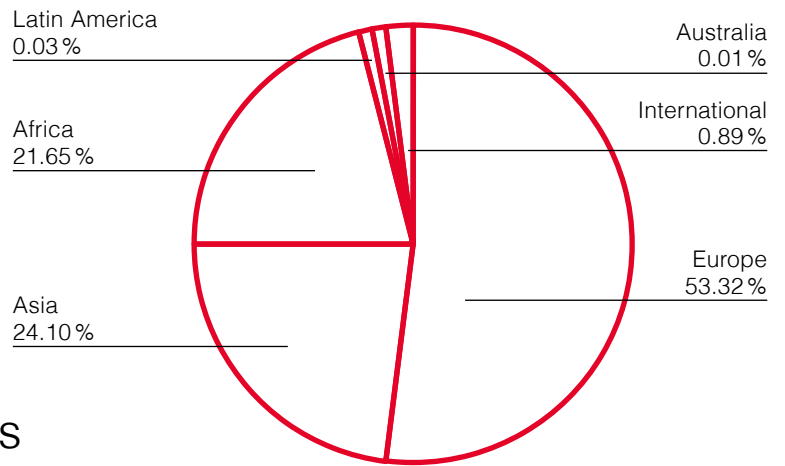
Financial Report according to the guidelines of the Spendengütesiegel

in million Euros

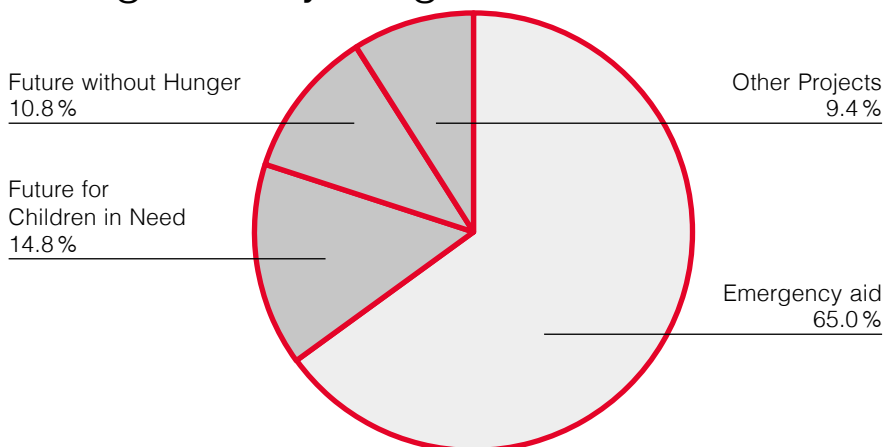
A	Origin and Use of Funds		1,128.30
I	Donations and church contributions		137.10
	a) Non-dedicated donations		9.95
	b) Dedicated donations and sponsoring		108.78
	Among these are:		
	Dedicated current donation proceeds, church collection, standing orders, sponsorships	58.70	
	Major disasters (over 1 million) incl. "Nachbar in Not/Neighbor in Need"	43.21	
	"Licht ins Dunkel/Light into Darkness"	0.49	
	Other Income: e. g. sponsoring	6.38	
	c) Inheritances		2.93
	d) Gifts in kind		15.44
II	Reimbursement for services		819.80
	a) from public funds		694.19
	b) from private contributions and other		125.61
III	Subsidies and grants of public institutions and church contributions		136.89
IV	Other income		4.94
V	Use of donations from previous years		25.57
VI	Dissolution of reserves		4.00
B	Utilization of Funds		1,128.30
I	Expenditures for objectives as defined in the statutes		1,004.80
	Of this, donations used for:		
	domestic aid and international programs	91.16	
II	Expenditures for donation procurement and donor service		8.72
III	Expenditures for administration and infrastructure (without donations)		47.28
IV	Other expenditures		5.56
V	Provision formed for domestic and foreign projects		55.98
VI	Reserve allocation		5.96



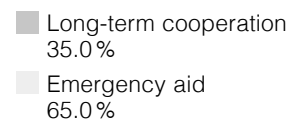
Foreign Aid by Continent

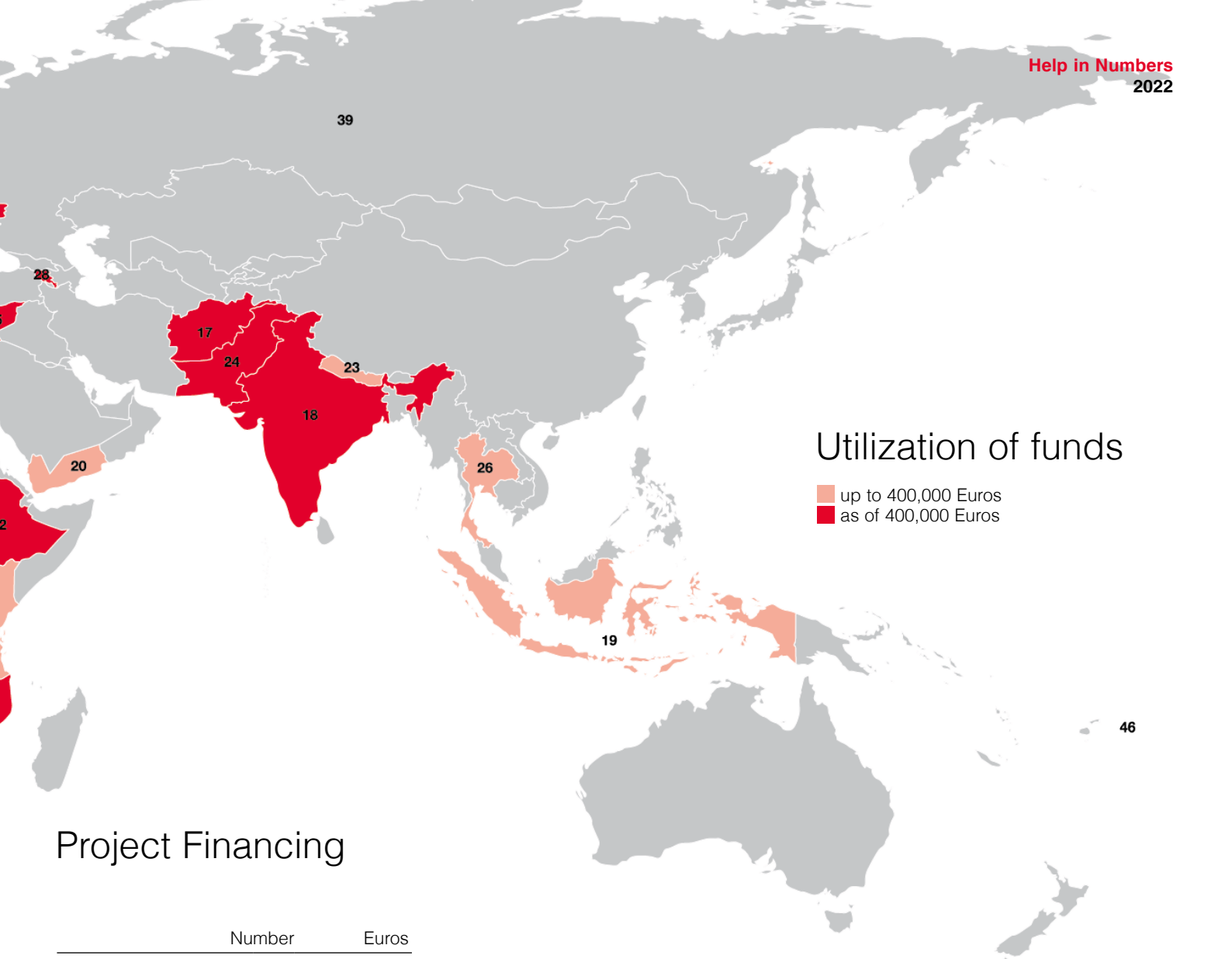


Allocation of Funds from Caritas
Foreign Aid by Program



Foreign Aid by Sector





Utilization of funds

■ up to 400,000 Euros
■ as of 400,000 Euros

Project Financing

	Number	Euros
Africa	199	16,541,895.00
Africa general	5	389,630.00
1 Egypt	5	374,434.00
2 Ethiopia	36	4,483,391.00
3 Burkina Faso	7	1,381,800.00
4 Burundi	14	571,192.00
5 Ghana	1	13,769.00
6 Cameroon	1	4,131.00
7 Kenya	7	222,722.00
8 DR Congo	43	2,329,908.00
9 Mali	7	689,407.00
10 Mozambique	5	591,469.00
11 Nigeria	1	5,678.00
12 Rwanda	1	12,806.00
13 Senegal	14	786,719.00
14 South Sudan	36	3,522,664.00
15 Tanzania	3	203,457.00
16 Uganda	13	958,718.00
Asia	65	18,407,578.00
Asia general	4	160,159.00
17 Afghanistan	6	635,294.00
18 India	2	1,281,881.00
19 Indonesia	1	14,195.00

20 Yemen	1	56,778.00
21 Jordan	2	1,549,534.00
22 Lebanon	12	2,864,692.00
23 Nepal	4	192,587.00
24 Pakistan	25	2,603,164.00
25 Syria	7	9,006,584.00
26 Thailand	1	42,710.00
Europe	232	40,724,929.00
Europe general	13	2,795,255.00
27 Albania	12	920,447.00
28 Armenia	11	884,333.00
29 Bosnia-Herzegovina	17	683,420.00
30 Bulgaria	9	191,372.00
31 Finland	1	21,292.00
32 Greece	7	334,750.00
33 Kosovo	2	205,060.00
34 Croatia	2	37,150.00
35 Republic of Moldova	29	7,791,085.00
36 Austria	4	13,481.00
37 Poland	1	806.00

38 Romania	20	1,610,260.00
39 Russia	1	35,554.00
40 Serbia	9	143,727.00
41 Slovakia	3	231,280.00
42 Czech Republic	1	191,627.00
43 Ukraine	56	22,904,666.00
44 Hungary	5	209,090.00
45 Belarus	29	1,520,274.00
Australia	1	7,143.00
46 Tonga	1	7,143.00
Latinamerica	10	676,674.00
47 Bolivia	1	7,097.00
48 Ecuador	3	551,080.00
49 Haiti	2	64,050.00
50 Colombia	1	8,569.00
51 Mexico	1	10,981.00
52 Nicaragua	1	6,420.00
53 Peru	1	28,477.00
International	1	27,231.00
Total	508	76,385,450.00